
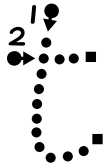

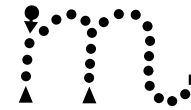




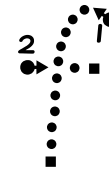






Handwriting Worksheet: CCW Precursive Arrow 4 Alphabet.

Start at the circle and follow the dotted line in the direction of the arrow. A triangle means you need to reverse direction. Lift the pencil up when you get to the square.



Handwriting Worksheet: CCW Precursive Arrow 4 Alphabet.

Start at the circle and follow the dotted line in the direction of the arrow. A triangle means you need to reverse direction. Lift the pencil up when you get to the square.

